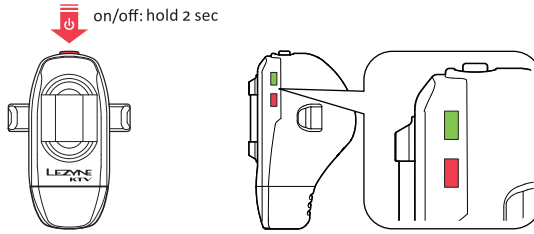


## QUICK START - LED KTV PRO+ Ai ALERT LIGHT

LEZYNE™

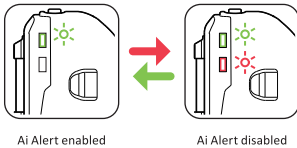


## Run Times and Modes

## KTV PRO+ Ai ALERT REAR

	ECONOMY	BLAST	PULSE	FLASH 1	DAY FLASH	FEMTO	ACTIVE ALERT
	10 LUMENS	50 LUMENS	50 LUMENS	25 LUMENS	150 LUMENS	5 LUMENS	150 LUMENS
	9:00 h : min	2:00 h : min	4:00 h : min	18:00 h : min	10:30 h : min	20:00 h : min	

## Operation



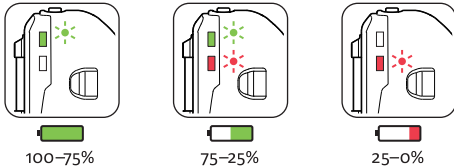
1. On/Off: hold power button two (2) seconds.
2. Mode cycle: click button

**Ai ALERT MODE:** With the light OFF, hold button for five (5) seconds, until the indicator light blinks.

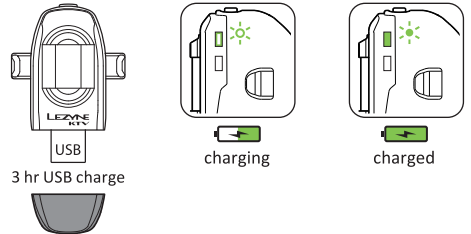
- Green LED: Ai Alert enabled
- Green + Red LEDs: Ai Alert disabled

Click button once to display Ai Alert mode status.  
To toggle Ai Alert mode on/off, turn light off (hold button for two (2) seconds) and repeat step above.

## Battery

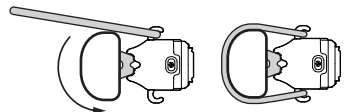
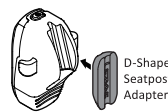
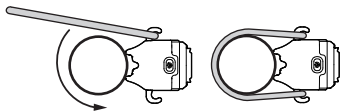
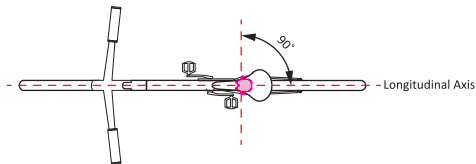


## Charging



## Mounting

KTV Pro + Ai Alert Rear is designed to be mounted on standard round and D-Shape seat posts.



**CORPORATE HQ**  
Lezyne USA, Inc.  
5470 Kietzke Lane, Suite 300  
Reno, NV 89511

**CALIFORNIA OFFICE**  
Lezyne USA, Inc.  
645 Tank Farm Rd., Suite F,  
San Luis Obispo, California  
93401

**TAIWAN BRANCH / MANUFACTURER**  
Lezyne USA, Inc. - Taiwan Branch  
No.162, Shigu Lane  
Guozhong Road, Dali District  
Taichung City 412, Taiwan, ROC

**EU SINGLE POINT OF CONTACT**  
LEZYNE EUROPE GmbH  
Rolandstrasse 4  
14129 Berlin, Germany

For all inquiries, contact: [support@lezyne.com](mailto:support@lezyne.com)